

PSC Related Circular

No.PSC 14/2020

Dated: 14.05.2020

Subject:

TOKYO MOU:

PSC Annual Report 2019.

INSB Class performance



Tokyo MOU released the [Annual Report for 2019](#) summarizing the port State control developments and activities of the Tokyo MOU in 2019. Moreover, the report also provides port State control statistics and analysis on the results of inspections carried out by member Authorities during the year.

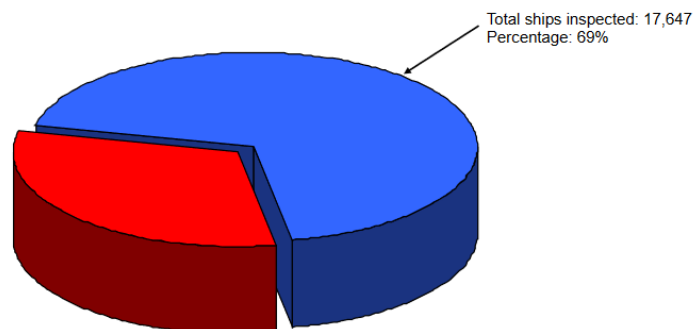


Inspections

In 2019, 31,372 inspections, involving 17,647 individual ships, were carried out on ships registered under 97 flags. **Out of 31,372 inspections, there were 18,461 inspections where ships were found with deficiencies.** Since the total number of individual ships operating in the region was estimated at 25,741, the **inspection rate in the region was approximately 69% in 2019.** (Figure 1 of the PSC Report)

In 2019, 983 ships registered under 66 flags were detained due to serious deficiencies having been found onboard. The detention rate of ships inspected was 3.13%. Both the number of detentions and detention percentage has decreased continuously till the previous year; however, a bounce of the trend was found in 2019.

Figure 1: INSPECTION PERCENTAGE



Total individual ship visited: 25,741

Detainable Deficiencies

Figure 8 of the PSC Report illustrates the most frequent detainable deficiencies found during inspections, among which **detainable deficiencies on Lifeboats (Life saving appliances) was the highest.**

Figure 8: MOST FREQUENT DETAINABLE DEFICIENCIES

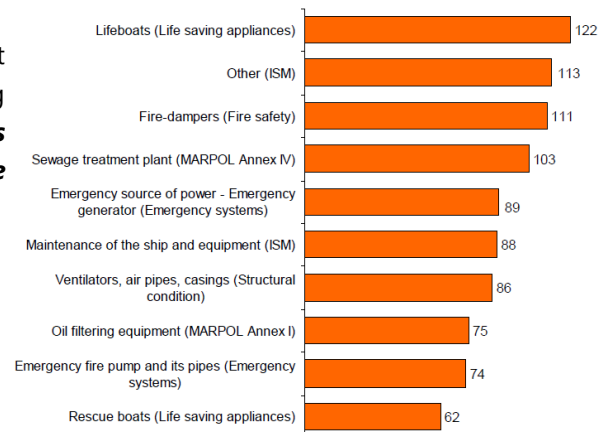
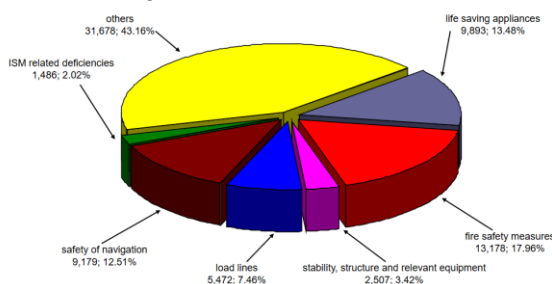


Figure 7: DEFICIENCIES BY MAIN CATEGORIES



Deficiencies

It has been noted that **fire safety measures, life-saving appliances and safety of navigation continue to be the top three categories** of deficiencies discovered on ships representing nearly 45% of the total number of all recorded deficiencies.

Comparing the data with the last year, deficiencies under the **category of certificates and documentation reduced** by 1,181 in number or 18% by percentage. **MARPOL Annex VI related deficiencies dropped about 40%** in 2019, after the 2018 CIC. A **general reduction trend is also found in categories of radio Communications, cargo operations including equipment, safety of navigation, dangerous goods and ISM.** There was a **continuous increase of deficiencies relating to BWM**, after two years of implementation of the convention. As a direct result of the CIC on Emergency Systems and Procedures in 2019, deficiencies on emergency systems increased 1,029 in number or 25% by percentage.

Nature of deficiency		Number of deficiencies		
		2017	2018	2019
Certificate & Documentation		1,462	1,148	1,026
	Crew Certificates	3,953	3,814	2,943
	Documents	1,937	1,782	1,594
	Ship Certificates	2,324	2,046	2,507
Structural Conditions		5,283	5,017	5,472
Water/Weathertight conditions		4,350	4,128	5,157
Emergency Systems		1,798	1,570	1,382
Radio Communications		744	711	645
Cargo operations including		13,707	13,340	13,178
Fire safety		455	520	537
Alarms		11,701	10,127	9,179
Safety of Navigation		9,787	9,363	9,893
Life saving appliances		272	195	151
Dangerous goods		3,731	3,785	4,015
Propulsion and auxiliary		383	410	334
Working and Living Conditions		2,288	2,126	1,913
	Living Conditions	73	48	31
	Working Conditions	631	545	444
Labour Conditions		1,354	1,094	1,426
	Minimum requirements for seafarers	2,504	2,571	3,023
	Conditions of employment	22	16	8
	Accommodation, recreational facilities, food and catering	261	812	1,522
	Health protection, medical care, social security	1,468	1,508	1,514
Pollution prevention		30	16	25
	Anti Fouling	10	13	10
	Ballast Water	1,131	1,256	1,350
	MARPOL Annex I	1,014	1,673	1,181
	MARPOL Annex II	886	1,623	954
	MARPOL Annex III	1,987	1,616	1,486
	MARPOL Annex IV	562	568	493
	MARPOL Annex V			
	MARPOL Annex VI			
ISM				
Other				
Total		76,108	73,441	73,393
ISPS		1,345	1,516	1,157
Grand total		77,453	74,957	74,550



INSB Class performance at the Tokyo MoU area.

For a number of consecutive years, **INSB Class has been amongst the solid performers.**

Below are the INSB Class PSC 2019 data as extracted from the Tokyo AR2019 report:



However, we are yet to be included in the consolidated triennial RO performance list 2017-2019 as per Tokyo MoU, since ROs involving 60-179 inspections are not included

For more information check our last new on our website
<https://insb.gr/news/tokyo-mou-annual-report-2019>